

Jacuzzi J404L™

Specifications

Seating Capacity.....	3-4
Dimensions	69" x 84" x 33" (176 cm x 214 cm x 84 cm); For complete dimensions, see page 74
Dry Weight.....	690 lbs (313 kg)
Filled Weight (Average Fill).....	2,692 lbs (1,222 kg)
Water Capacity (Average Fill).....	240 US gallons (909 Liters)
Electronic Controls	Solid state electronic touchscreen controls, programmable temperature, filtration, and heat cycles.
Pump 1.....	North America (60 Hz): 1-Speed, 5.1 HP brake, 2.5 HP continuous, 56 Frame Export (50 Hz):1-Speed, 2.0 HP continuous
Pump 2.....	N/A Export (50 Hz):N/A
Circulation Pump.....	Yes, 8-hour
Total Jacuzzi® PowerPro® Jets	32 (Plus 2 IR Therapy Lights)
Seat A Jets	2 Jacuzzi® PowerPro® NX2, 9 Jacuzzi® PowerPro® FX, 2 IR Therapy Lights, 2 Jacuzzi® PowerPro® FX Rotational, 4 Jacuzzi® PowerPro® FX
Seat B Jets	1 Jacuzzi® PowerPro® FX Large
Seat C Jets	2 Jacuzzi® PowerPro® NX2, 2 Jacuzzi® PowerPro® RX, 2 Jacuzzi® PowerPro® FX Rotational, 4 Jacuzzi® PowerPro® FX, 2 Jacuzzi® PowerPro® FX
Seat D Jets	2 Jacuzzi® PowerPro® NX2
Massage Selector	1
Air Controls.....	2, On/Off rocker switch air controller
Water Management System.....	One ProClarity® 40 ft² filter cartridge and 1 ProClarity® depth load filter on 8-hour circulation pump; one ProCatch® bag with ProClear® 60 ft² filter; True Water® System Export (50 Hz):True Water® System
LED Lighting	Two underwater light with 4 color modes, waterfall lights, exterior corner lights
Cabinet	Modern Hardwood, Brushed Gray, Smoked Ebony
Acrylic Colors	Platinum, Porcelain
Headrests	2
Waterfalls	One; Independent flow rate (on or off) adjustment powered by Circulation Pump
Heater:.....	North America (60 Hz): 5.5 kW, High Flow Export (50 Hz):High Flow, 2.7 kW
Electrical Requirements:	North America (60 Hz): 240 VAC@40A or 50A Export (50 Hz): 220-240 VAC@1x16A, 1x25A, or 2x16A, or suitably rated circuit breaker to comply with local electrical codes. Certain countries may require dual power inputs; two GFCI RCD breakers are required for this configuration.
Warranty*.....	North America (60 Hz): 10 Years Shell, 7 Years Shell Surface, 5 Years Plumbing Component Leaks, 5 Years Equipment and Controls, 5 Years Cabinet, 2 Years Jets, 2 Years Lights, 1 Year True Water® System; Export (50 Hz): 10 Years Shell, 7 Years Shell Surface, 5 Years Plumbing Component Leaks, 5 Years Equipment and Controls, 5 Years Cabinet, 2 Years Jets, 2 Years Lights, 1 Year True Water® System
Special Feature (Standard).....	SmartTub® Module Export (50 Hz) (Optional): ..SmartTub® Module
Audio System (Optional).....	N/A

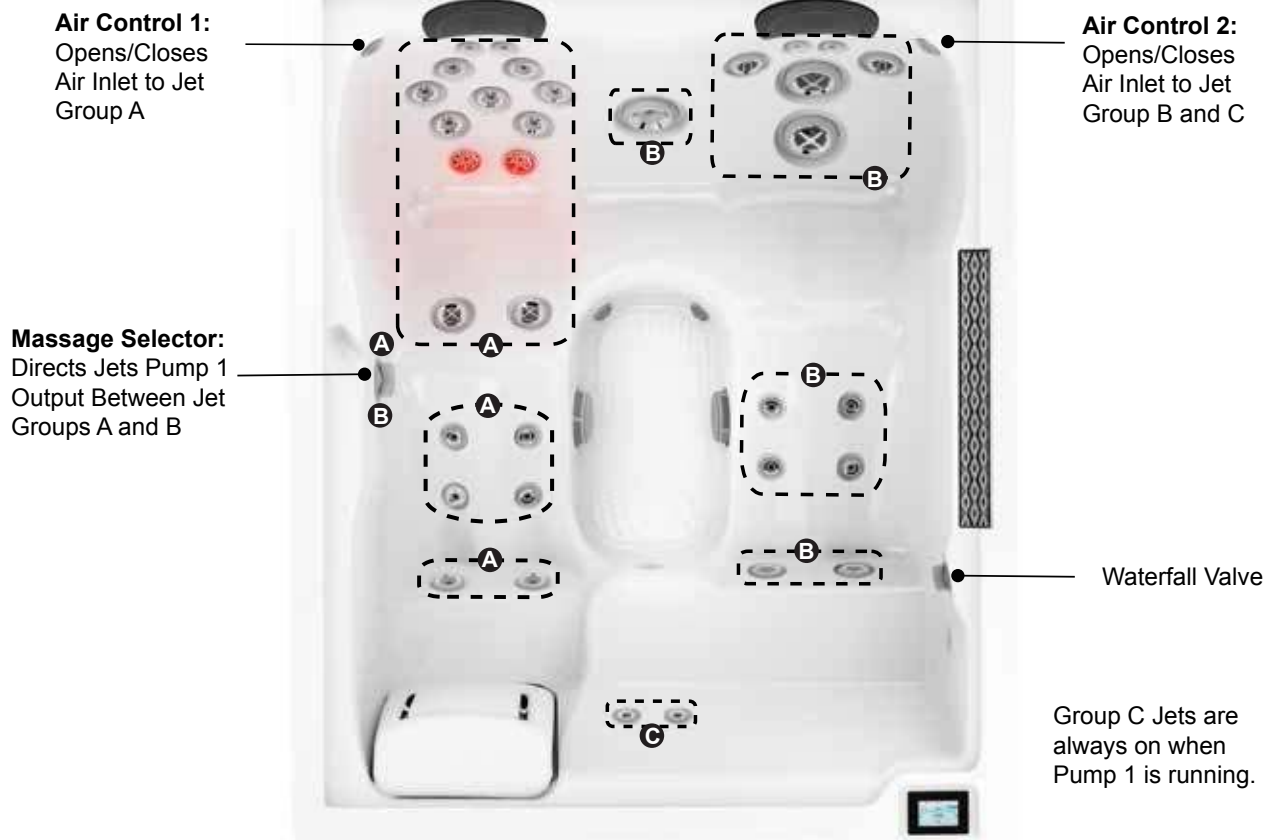


*(See Warranty Document for Specific Details)

Dimensions/Specifications are Subject to Change Without Notice

Jacuzzi J404L

Operation/Seat Depths



32 Total Jets (plus 2 IR Therapy Lights)




Spa Operation Subject to Change without Notice

Seat Depths

A = 26.75" (67.95 cm)
B = 24.00" (60.96 cm)
C = 24.75" (62.87 cm)

D = 25.50" (64.77 cm)
E = 16.50" (41.91 cm)
F = 28.50" (72.39 cm)

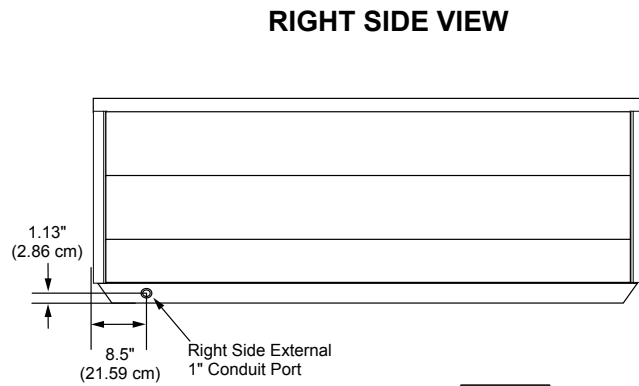
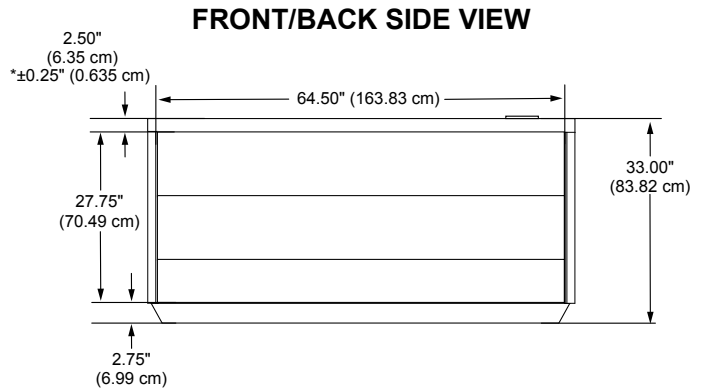
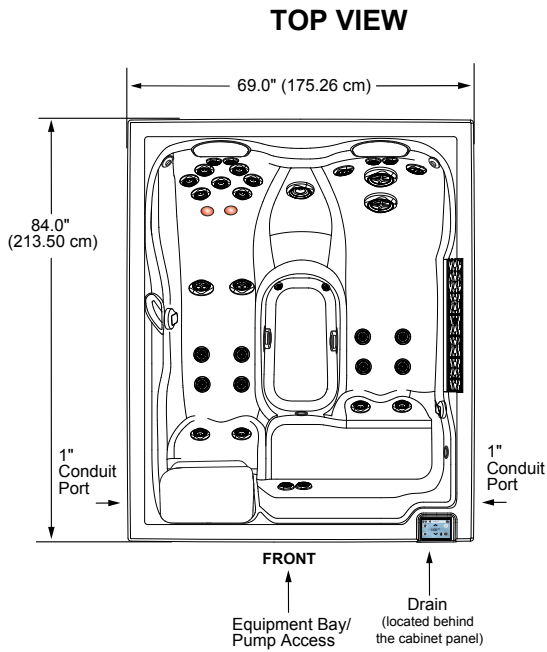
Listed dimensions represent distance from top of the deck to lowest point in seat. Tolerance $\pm 0.5"$ (1.27 cm).



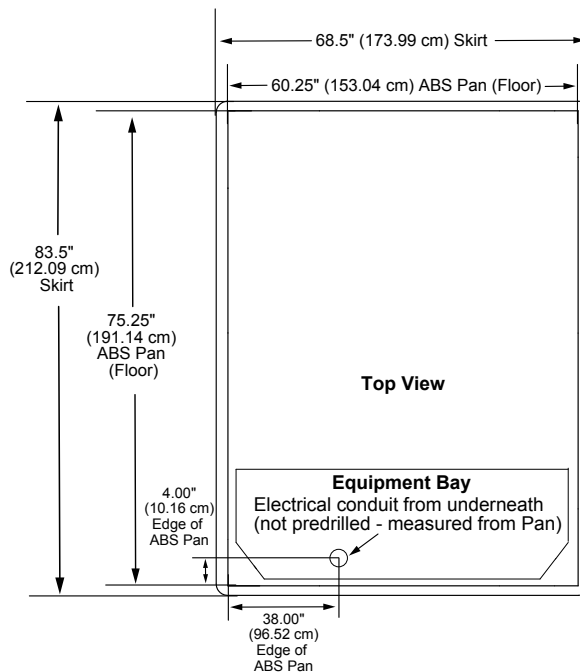
Dimensions/Specifications are Subject to Change Without Notice

Jacuzzi J404L

Dimensions



IMPORTANT! Always measure each hot tub for exact dimensions BEFORE designing its foundational support and/or decking.



Dimensions/specifications subject to change without notice. Tolerance: ± 0.5" (1.27 cm)
Dimensions/specifications subject to change without notice. Tolerance ±0.5" (1.27 cm)